


SO HOW DOES ID-PAL WORK?



ID-Pal enables your clients to upload their identity information in less than 5 minutes, from their smart phone or tablet anytime, anywhere, in four easy steps.

1

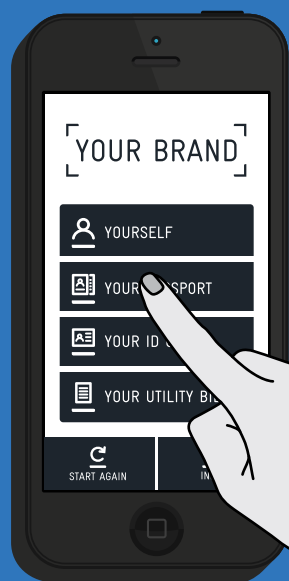


Inform your client that ID&V checks can now be done remotely via the ID-Pal app


2



Your client downloads the ID-Pal app, presented in your brand




And then follows the on-screen process




Take a photo of themselves




Take a photo of their passport identity page




Take a photo of their passport identity page



Take a photo of a recent utility bill




Input some basic identity information



Make a payment using their credit card or debit card via a secure payment gateway

3



Your client receives a completion confirmation, and all their information is securely uploaded to us

4



We perform a suite of checks and compile a comprehensive, single-page verification report for you, which is immediately available in a secure online portal